



CARPET AREA STATEMENT FOR IRUNGALUR PHASE-I

S.NO	BLOCK	FLOOR	FLAT.NO	TYPE	RERA CARPET AREA (SEE 2(K) OF ACT) sq.m	EXCLUSIVE BALCONY sq.m	EXCLUSIVE VERANDAH/UTILIT Y/ SERVICE/OPEN TERRACE sq.m	PROPORTIO NATE COMMON AREA sq.m	TOTAL AREA INCLUDING COMMON AREA sq.m	UDS LAND AREA	CAR PARKING	
											OPENED	CLOSED
1	I	Ground	1	A	25.24	N/A	N/A	6.2	31.44			
2	I	Ground	2	A	25.24	N/A	N/A	6.2	31.44			
3	I	Ground	3	A	25.24	N/A	N/A	6.2	31.44			
4	I	Ground	4	A	25.24	N/A	N/A	6.2	31.44			
5	I	Ground	5	A	25.24	N/A	N/A	6.2	31.44			
6	I	Ground	6	A	25.24	N/A	N/A	6.2	31.44			
7	I	Ground	7	A	25.24	N/A	N/A	6.2	31.44			
8	I	Ground	8	A	25.24	N/A	N/A	6.2	31.44			
9	I	First	1	A	25.24	N/A	N/A	6.2	31.44			
10	I	First	2	A	25.24	N/A	N/A	6.2	31.44			
11	I	First	3	A	25.24	N/A	N/A	6.2	31.44			
12	I	First	4	A	25.24	N/A	N/A	6.2	31.44			
13	I	First	5	A	25.24	N/A	N/A	6.2	31.44			
14	I	First	6	A	25.24	N/A	N/A	6.2	31.44			
15	I	First	7	A	25.24	N/A	N/A	6.2	31.44			
16	I	First	8	A	25.24	N/A	N/A	6.2	31.44			
17	I	Second	1	A	25.24	N/A	N/A	6.2	31.44			
18	I	Second	2	A	25.24	N/A	N/A	6.2	31.44			
19	I	Second	3	A	25.24	N/A	N/A	6.2	31.44			
20	I	Second	4	A	25.24	N/A	N/A	6.2	31.44			
21	I	Second	5	A	25.24	N/A	N/A	6.2	31.44			



EXECUTIVE ENGINEER
 SLUM CLEARANCE BOARD
 TRICHY DIVISION.

-35-


S.NO	BLOCK	FLOOR	FLAT.NO	TYPE	RERA CARPET AREA (SEE 2(K) OF ACT) sq.m	EXCLUSIVE BALCONY sq.m	EXCLUSIVE VERANDAH/UTILIT Y/ SERVICE/OPEN TERRACE sq.m	PROPORTIO NATE COMMON AREA sq.m	TOTAL AREA INCLUDING COMMON AREA sq.m	UDS LAND AREA	CAR PARKING	
											OPENED	CLOSED
22	I	Second	6	A	25.24	N/A	N/A	6.2	31.44			
23	I	Second	7	A	25.24	N/A	N/A	6.2	31.44			
24	I	Second	8	A	25.24	N/A	N/A	6.2	31.44			
25	II	Ground	1	A	25.24	N/A	N/A	6.2	31.44			
26	II	Ground	2	A	25.24	N/A	N/A	6.2	31.44			
27	II	Ground	3	A	25.24	N/A	N/A	6.2	31.44			
28	II	Ground	4	A	25.24	N/A	N/A	6.2	31.44			
29	II	Ground	5	A	25.24	N/A	N/A	6.2	31.44			
30	II	Ground	6	A	25.24	N/A	N/A	6.2	31.44			
31	II	Ground	7	A	25.24	N/A	N/A	6.2	31.44			
32	II	Ground	8	A	25.24	N/A	N/A	6.2	31.44			
33	II	First	1	A	25.24	N/A	N/A	6.2	31.44			
34	II	First	2	A	25.24	N/A	N/A	6.2	31.44			
35	II	First	3	A	25.24	N/A	N/A	6.2	31.44			
36	II	First	4	A	25.24	N/A	N/A	6.2	31.44			
37	II	First	5	A	25.24	N/A	N/A	6.2	31.44			
38	II	First	6	A	25.24	N/A	N/A	6.2	31.44			
39	II	First	7	A	25.24	N/A	N/A	6.2	31.44			
40	II	First	8	A	25.24	N/A	N/A	6.2	31.44			
41	II	Second	1	A	25.24	N/A	N/A	6.2	31.44			
42	II	Second	2	A	25.24	N/A	N/A	6.2	31.44			
43	II	Second	3	A	25.24	N/A	N/A	6.2	31.44			


EXECUTIVE ENGINEER
 SLUM CLEARANCE BOARD
 TRICHY DIVISION.


S.NO	BLOCK	FLOOR	FLAT.NO	TYPE	RERA CARPET AREA (SEE 2(K) OF ACT) sq.m	EXCLUSIVE BALCONY sq.m	EXCLUSIVE VERANDAH/UTILIT Y/ SERVICE/OPEN TERRACE sq.m	PROPORTIO NATE COMMON AREA sq.m	TOTAL AREA INCLUDING COMMON AREA sq.m	UDS LAND AREA	CAR PARKING	
											OPENED	CLOSED
44	II	Second	4	A	25.24	N/A	N/A	6.2	31.44			
45	II	Second	5	A	25.24	N/A	N/A	6.2	31.44			
46	II	Second	6	A	25.24	N/A	N/A	6.2	31.44			
47	II	Second	7	A	25.24	N/A	N/A	6.2	31.44			
48	II	Second	8	A	25.24	N/A	N/A	6.2	31.44			
49	III	Ground	1	A	25.24	N/A	N/A	6.2	31.44			
50	III	Ground	2	A	25.24	N/A	N/A	6.2	31.44			
51	III	Ground	3	A	25.24	N/A	N/A	6.2	31.44			
52	III	Ground	4	A	25.24	N/A	N/A	6.2	31.44			
53	III	Ground	5	A	25.24	N/A	N/A	6.2	31.44			
54	III	Ground	6	A	25.24	N/A	N/A	6.2	31.44			
55	III	Ground	7	A	25.24	N/A	N/A	6.2	31.44			
56	III	Ground	8	A	25.24	N/A	N/A	6.2	31.44			
57	III	First	1	A	25.24	N/A	N/A	6.2	31.44			
58	III	First	2	A	25.24	N/A	N/A	6.2	31.44			
59	III	First	3	A	25.24	N/A	N/A	6.2	31.44			
60	III	First	4	A	25.24	N/A	N/A	6.2	31.44			
61	III	First	5	A	25.24	N/A	N/A	6.2	31.44			
62	III	First	6	A	25.24	N/A	N/A	6.2	31.44			
63	III	First	7	A	25.24	N/A	N/A	6.2	31.44			
64	III	First	8	A	25.24	N/A	N/A	6.2	31.44			
65	III	Second	1	A	25.24	N/A	N/A	6.2	31.44			


EXECUTIVE ENGINEER
 SLUM CLEARANCE BOARD
 TRICHY DIVISION.


	BLOCK	FLOOR	FLAT.NO	TYPE	AREA (SEE 2(K) OF ACT) sq.m	EXCLUSIVE BALCONY sq.m	VERANDAH/UTILIT Y/ SERVICE/OPEN TERRACE sq.m	PROPORTIO NATE COMMON AREA sq.m	TOTAL AREA INCLUDING COMMON AREA sq.m	UDS LAND AREA	OPENED	CLOSED
66	III	Second	2	A	25.24	N/A	N/A	6.2	31.44			
67	III	Second	3	A	25.24	N/A	N/A	6.2	31.44			
68	III	Second	4	A	25.24	N/A	N/A	6.2	31.44			
69	III	Second	5	A	25.24	N/A	N/A	6.2	31.44			
70	III	Second	6	A	25.24	N/A	N/A	6.2	31.44			
71	III	Second	7	A	25.24	N/A	N/A	6.2	31.44			
72	III	Second	8	A	25.24	N/A	N/A	6.2	31.44			
73	IV	Ground	1	A	25.24	N/A	N/A	6.2	31.44			
74	IV	Ground	2	A	25.24	N/A	N/A	6.2	31.44			
75	IV	Ground	3	A	25.24	N/A	N/A	6.2	31.44			
76	IV	Ground	4	A	25.24	N/A	N/A	6.2	31.44			
77	IV	Ground	5	A	25.24	N/A	N/A	6.2	31.44			
78	IV	Ground	6	A	25.24	N/A	N/A	6.2	31.44			
79	IV	Ground	7	A	25.24	N/A	N/A	6.2	31.44			
80	IV	Ground	8	A	25.24	N/A	N/A	6.2	31.44			
81	IV	First	1	A	25.24	N/A	N/A	6.2	31.44			
82	IV	First	2	A	25.24	N/A	N/A	6.2	31.44			
83	IV	First	3	A	25.24	N/A	N/A	6.2	31.44			
84	IV	First	4	A	25.24	N/A	N/A	6.2	31.44			
85	IV	First	5	A	25.24	N/A	N/A	6.2	31.44			
86	IV	First	6	A	25.24	N/A	N/A	6.2	31.44			
87	IV	First	7	A	25.24	N/A	N/A	6.2	31.44			


EXECUTIVE ENGINEER
 SLUM CLEARANCE BOARD
 TRICHY DIVISION.


S.NO	BLOCK	FLOOR	FLAT.NO	TYPE	RERA CARPET AREA (SEE 2(K) OF ACT) sq.m	EXCLUSIVE BALCONY sq.m	EXCLUSIVE VERANDAH/UTILIT Y/ SERVICE/OPEN TERRACE sq.m	PROPORTIO NATE COMMON AREA sq.m	TOTAL AREA INCLUDING COMMON AREA sq.m	UDS LAND AREA	CAR PARKING	
											OPENED	CLOSED
88	IV	First	8	A	25.24	N/A	N/A	6.2	31.44			
89	IV	Second	1	A	25.24	N/A	N/A	6.2	31.44			
90	IV	Second	2	A	25.24	N/A	N/A	6.2	31.44			
91	IV	Second	3	A	25.24	N/A	N/A	6.2	31.44			
92	IV	Second	4	A	25.24	N/A	N/A	6.2	31.44			
93	IV	Second	5	A	25.24	N/A	N/A	6.2	31.44			
94	IV	Second	6	A	25.24	N/A	N/A	6.2	31.44			
95	IV	Second	7	A	25.24	N/A	N/A	6.2	31.44			
96	IV	Second	8	A	25.24	N/A	N/A	6.2	31.44			
97	V	Ground	1	A	25.24	N/A	N/A	6.2	31.44			
98	V	Ground	2	A	25.24	N/A	N/A	6.2	31.44			
99	V	Ground	3	A	25.24	N/A	N/A	6.2	31.44			
100	V	Ground	4	A	25.24	N/A	N/A	6.2	31.44			
101	V	Ground	5	A	25.24	N/A	N/A	6.2	31.44			
102	V	Ground	6	A	25.24	N/A	N/A	6.2	31.44			
103	V	Ground	7	A	25.24	N/A	N/A	6.2	31.44			
104	V	Ground	8	A	25.24	N/A	N/A	6.2	31.44			
105	V	First	1	A	25.24	N/A	N/A	6.2	31.44			
106	V	First	2	A	25.24	N/A	N/A	6.2	31.44			
107	V	First	3	A	25.24	N/A	N/A	6.2	31.44			
108	V	First	4	A	25.24	N/A	N/A	6.2	31.44			
109	V	First	5	A	25.24	N/A	N/A	6.2	31.44			


EXECUTIVE ENGINEER
 SLUM CLEARANCE BOARD
 TRICHY DIVISION.

S.NO	BLOCK	FLOOR	FLAT.NO	TYPE	RERA CARPET AREA (SEE 2(K) OF ACT) sq.m	EXCLUSIVE BALCONY sq.m	EXCLUSIVE VERANDAH/UTILITY/ SERVICE/OPEN TERRACE sq.m	PROPORTIONATE COMMON AREA sq.m	TOTAL AREA INCLUDING COMMON AREA sq.m	UDS LAND AREA	PARKING	
											OPENED	CLOSED
110	V	First	6	A	25.24	N/A	N/A	6.2	31.44			
111	V	First	7	A	25.24	N/A	N/A	6.2	31.44			
112	V	First	8	A	25.24	N/A	N/A	6.2	31.44			
113	V	Second	1	A	25.24	N/A	N/A	6.2	31.44			
114	V	Second	2	A	25.24	N/A	N/A	6.2	31.44			
115	V	Second	3	A	25.24	N/A	N/A	6.2	31.44			
116	V	Second	4	A	25.24	N/A	N/A	6.2	31.44			
117	V	Second	5	A	25.24	N/A	N/A	6.2	31.44			
118	V	Second	6	A	25.24	N/A	N/A	6.2	31.44			
119	V	Second	7	A	25.24	N/A	N/A	6.2	31.44			
120	V	Second	8	A	25.24	N/A	N/A	6.2	31.44			
121	VI	Ground	1	A	25.24	N/A	N/A	6.2	31.44			
122	VI	Ground	2	A	25.24	N/A	N/A	6.2	31.44			
123	VI	Ground	3	A	25.24	N/A	N/A	6.2	31.44			
124	VI	Ground	4	A	25.24	N/A	N/A	6.2	31.44			
125	VI	Ground	5	A	25.24	N/A	N/A	6.2	31.44			
126	VI	Ground	6	A	25.24	N/A	N/A	6.2	31.44			
127	VI	Ground	7	A	25.24	N/A	N/A	6.2	31.44			
128	VI	Ground	8	A	25.24	N/A	N/A	6.2	31.44			
129	VI	First	1	A	25.24	N/A	N/A	6.2	31.44			
130	VI	First	2	A	25.24	N/A	N/A	6.2	31.44			
131	VI	First	3	A	25.24	N/A	N/A	6.2	31.44			



EXECUTIVE ENGINEER
SLUM CLEARANCE BOARD
TRICHY DIVISION.

S.NO	BLOCK	FLOOR	FLAT.NO	TYPE	RERA CARPET AREA (SEE 2(K) OF ACT) sq.m	EXCLUSIVE BALCONY sq.m	EXCLUSIVE VERANDAH/UTILITY/ SERVICE/OPEN TERRACE sq.m	PROPORTIONATE COMMON AREA sq.m	TOTAL AREA INCLUDING COMMON AREA sq.m	UDS LAND AREA	CAR PARKING	
											OPENED	CLOSED
132	VI	First	4	A								
133	VI	First	5	A	25.24	N/A	N/A	6.2	31.44			
134	VI	First	6	A	25.24	N/A	N/A	6.2	31.44			
135	VI	First	7	A	25.24	N/A	N/A	6.2	31.44			
136	VI	First	8	A	25.24	N/A	N/A	6.2	31.44			
137	VI	Second	1	A	25.24	N/A	N/A	6.2	31.44			
138	VI	Second	2	A	25.24	N/A	N/A	6.2	31.44			
139	VI	Second	3	A	25.24	N/A	N/A	6.2	31.44			
140	VI	Second	4	A	25.24	N/A	N/A	6.2	31.44			
141	VI	Second	5	A	25.24	N/A	N/A	6.2	31.44			
142	VI	Second	6	A	25.24	N/A	N/A	6.2	31.44			
143	VI	Second	7	A	25.24	N/A	N/A	6.2	31.44			
144	VI	Second	8	A	25.24	N/A	N/A	6.2	31.44			
145	VII	Ground	1	A	25.24	N/A	N/A	6.2	31.44			
146	VII	Ground	2	A	25.24	N/A	N/A	6.2	31.44			
147	VII	Ground	3	A	25.24	N/A	N/A	6.2	31.44			
148	VII	Ground	4	A	25.24	N/A	N/A	6.2	31.44			
149	VII	Ground	5	A	25.24	N/A	N/A	6.2	31.44			
150	VII	Ground	6	A	25.24	N/A	N/A	6.2	31.44			
151	VII	Ground	7	A	25.24	N/A	N/A	6.2	31.44			
152	VII	Ground	8	A	25.24	N/A	N/A	6.2	31.44			
153	VII	First	1	A	25.24	N/A	N/A	6.2	31.44			


EXECUTIVE ENGINEER
SLUM CLEARANCE BOARD
TRICHY DIVISION.

-47-

S.NO	BLOCK	FLOOR	FLAT.NO	TYPE	RERA CARPET AREA (SEE 2(K) OF ACT) sq.m	EXCLUSIVE BALCONY sq.m	EXCLUSIVE VERANDAH/UTILIT Y/ SERVICE/OPEN TERRACE sq.m	PROPORTIO NATE COMMON AREA sq.m	TOTAL AREA INCLUDING COMMON AREA sq.m	UDS LAND AREA	CAR PARKING	
											OPENED	CLOSED
154	VII	First	2	A								
155	VII	First	3	A	25.24	N/A	N/A	6.2	31.44			
156	VII	First	4	A	25.24	N/A	N/A	6.2	31.44			
157	VII	First	5	A	25.24	N/A	N/A	6.2	31.44			
158	VII	First	6	A	25.24	N/A	N/A	6.2	31.44			
159	VII	First	7	A	25.24	N/A	N/A	6.2	31.44			
160	VII	First	8	A	25.24	N/A	N/A	6.2	31.44			
161	VII	Second	1	A	25.24	N/A	N/A	6.2	31.44			
162	VII	Second	2	A	25.24	N/A	N/A	6.2	31.44			
163	VII	Second	3	A	25.24	N/A	N/A	6.2	31.44			
164	VII	Second	4	A	25.24	N/A	N/A	6.2	31.44			
165	VII	Second	5	A	25.24	N/A	N/A	6.2	31.44			
166	VII	Second	6	A	25.24	N/A	N/A	6.2	31.44			
167	VII	Second	7	A	25.24	N/A	N/A	6.2	31.44			
168	VII	Second	8	A	25.24	N/A	N/A	6.2	31.44			
169	VIII	Ground	1	A	25.24	N/A	N/A	6.2	31.44			
170	VIII	Ground	2	A	25.24	N/A	N/A	6.2	31.44			
171	VIII	Ground	3	A	25.24	N/A	N/A	6.2	31.44			
172	VIII	Ground	4	A	25.24	N/A	N/A	6.2	31.44			
173	VIII	Ground	5	A	25.24	N/A	N/A	6.2	31.44			
174	VIII	Ground	6	A	25.24	N/A	N/A	6.2	31.44			
175	VIII	Ground	7	A	25.24	N/A	N/A	6.2	31.44			



EXECUTIVE ENGINEER
SLUM CLEARANCE BOARD
TRICHY DIVISION.

S.NO	BLOCK	FLOOR	FLAT.NO	TYPE	RERA CARPET AREA (SEE 2(K) OF ACT) sq.m	EXCLUSIVE BALCONY sq.m	EXCLUSIVE VERANDAH/UTILIT Y/ SERVICE/OPEN TERRACE sq.m	PROPORTIO NATE COMMON AREA sq.m	TOTAL AREA INCLUDING COMMON AREA sq.m	UDS LAND AREA	CAR PARKING	
											OPENED	CLOSED
176	VIII	Ground	8	A								
177	VIII	First	1	A	25.24	N/A						
178	VIII	First	2	A	25.24	N/A	N/A	6.2	31.44			
179	VIII	First	3	A	25.24	N/A	N/A	6.2	31.44			
180	VIII	First	4	A	25.24	N/A	N/A	6.2	31.44			
181	VIII	First	5	A	25.24	N/A	N/A	6.2	31.44			
182	VIII	First	6	A	25.24	N/A	N/A	6.2	31.44			
183	VIII	First	7	A	25.24	N/A	N/A	6.2	31.44			
184	VIII	First	8	A	25.24	N/A	N/A	6.2	31.44			
185	VIII	Second	1	A	25.24	N/A	N/A	6.2	31.44			
186	VIII	Second	2	A	25.24	N/A	N/A	6.2	31.44			
187	VIII	Second	3	A	25.24	N/A	N/A	6.2	31.44			
188	VIII	Second	4	A	25.24	N/A	N/A	6.2	31.44			
189	VIII	Second	5	A	25.24	N/A	N/A	6.2	31.44			
190	VIII	Second	6	A	25.24	N/A	N/A	6.2	31.44			
191	VIII	Second	7	A	25.24	N/A	N/A	6.2	31.44			
192	VIII	Second	8	A	25.24	N/A	N/A	6.2	31.44			
193	IX	Ground	1	A	25.24	N/A	N/A	6.2	31.44			
194	IX	Ground	2	A	25.24	N/A	N/A	6.2	31.44			
195	IX	Ground	3	A	25.24	N/A	N/A	6.2	31.44			
196	IX	Ground	4	A	25.24	N/A	N/A	6.2	31.44			
197	IX	Ground	5	A	25.24	N/A	N/A	6.2	31.44			


EXECUTIVE ENGINEER
SLUM CLEARANCE BOARD
TRICHY DIVISION.

S.NO	BLOCK	FLOOR	FLAT.NO	TYPE	RERA CARPET AREA (SEE 2(K) OF ACT) sq.m	EXCLUSIVE BALCONY sq.m	EXCLUSIVE VERANDAH/UTILIT Y/ SERVICE/OPEN TERRACE sq.m	PROPORTIO NATE COMMON AREA sq.m	TOTAL AREA INCLUDING COMMON AREA sq.m	UDS LAND AREA	CAR PARKING	
											OPENED	CLOSED
198	IX	Ground	6	A	25.24	N/A	N/A	6.2	31.44			
199	IX	Ground	7	A	25.24	N/A	N/A	6.2	31.44			
200	IX	Ground	8	A	25.24	N/A	N/A	6.2	31.44			
201	IX	First	1	A	25.24	N/A	N/A	6.2	31.44			
202	IX	First	2	A	25.24	N/A	N/A	6.2	31.44			
203	IX	First	3	A	25.24	N/A	N/A	6.2	31.44			
204	IX	First	4	A	25.24	N/A	N/A	6.2	31.44			
205	IX	First	5	A	25.24	N/A	N/A	6.2	31.44			
206	IX	First	6	A	25.24	N/A	N/A	6.2	31.44			
207	IX	First	7	A	25.24	N/A	N/A	6.2	31.44			
208	IX	First	8	A	25.24	N/A	N/A	6.2	31.44			
209	IX	Second	1	A	25.24	N/A	N/A	6.2	31.44			
210	IX	Second	2	A	25.24	N/A	N/A	6.2	31.44			
211	IX	Second	3	A	25.24	N/A	N/A	6.2	31.44			
212	IX	Second	4	A	25.24	N/A	N/A	6.2	31.44			
213	IX	Second	5	A	25.24	N/A	N/A	6.2	31.44			
214	IX	Second	6	A	25.24	N/A	N/A	6.2	31.44			
215	IX	Second	7	A	25.24	N/A	N/A	6.2	31.44			
216	IX	Second	8	A	25.24	N/A	N/A	6.2	31.44			
217	X	Ground	1	A	25.24	N/A	N/A	6.2	31.44			
218	X	Ground	2	A	25.24	N/A	N/A	6.2	31.44			
219	X	Ground	3	A	25.24	N/A	N/A	6.2	31.44			


S.NO	BLOCK	FLOOR	FLAT.NO	TYPE	RERA CARPET AREA (SEE 2(X) OF ACT) sq.m	EXCLUSIVE BALCONY sq.m	EXCLUSIVE VERANDAH/UTILIT Y/ SERVICE/OPEN TERRACE sq.m	PROPORTIO NATE COMMON AREA sq.m	TOTAL AREA INCLUDING COMMON AREA sq.m	UDS LAND AREA	CAR PARKING	
											OPENED	CLOSED
220	X	Ground	4	A	25.24	N/A	N/A	6.2	31.44			
221	X	Ground	5	A	25.24	N/A	N/A	6.2	31.44			
222	X	Ground	6	A	25.24	N/A	N/A	6.2	31.44			
223	X	Ground	7	A	25.24	N/A	N/A	6.2	31.44			
224	X	Ground	8	A	25.24	N/A	N/A	6.2	31.44			
225	X	First	1	A	25.24	N/A	N/A	6.2	31.44			
226	X	First	2	A	25.24	N/A	N/A	6.2	31.44			
227	X	First	3	A	25.24	N/A	N/A	6.2	31.44			
228	X	First	4	A	25.24	N/A	N/A	6.2	31.44			
229	X	First	5	A	25.24	N/A	N/A	6.2	31.44			
230	X	First	6	A	25.24	N/A	N/A	6.2	31.44			
231	X	First	7	A	25.24	N/A	N/A	6.2	31.44			
232	X	First	8	A	25.24	N/A	N/A	6.2	31.44			
233	X	Second	1	A	25.24	N/A	N/A	6.2	31.44			
234	X	Second	2	A	25.24	N/A	N/A	6.2	31.44			
235	X	Second	3	A	25.24	N/A	N/A	6.2	31.44			
236	X	Second	4	A	25.24	N/A	N/A	6.2	31.44			
237	X	Second	5	A	25.24	N/A	N/A	6.2	31.44			
238	X	Second	6	A	25.24	N/A	N/A	6.2	31.44			
239	X	Second	7	A	25.24	N/A	N/A	6.2	31.44			
240	X	Second	8	A	25.24	N/A	N/A	6.2	31.44			
241	XI	Ground	1	A	25.24	N/A	N/A	6.2	31.44			


 EXECUTIVE ENGINEER
 SLUM CLEARANCE BOARD
 TRICHY DIVISION.


S.NO	BLOCK	FLOOR	FLAT.NO	TYPE	RERA CARPET AREA (SEE 2(K) OF ACT) sq.m	EXCLUSIVE BALCONY sq.m	EXCLUSIVE VERANDAH/UTILIT Y/ SERVICE/OPEN TERRACE sq.m	PROPORTIO NATE COMMON AREA sq.m	TOTAL AREA INCLUDING COMMON AREA sq.m	UDS LAND AREA	CAR PARKING	
											OPENED	CLOSED
242	XI	Ground	2	A								
243	XI	Ground	3	A	25.24	N/A	N/A					
244	XI	Ground	4	A	25.24	N/A	N/A	6.2	31.44			
245	XI	Ground	5	A	25.24	N/A	N/A	6.2	31.44			
246	XI	Ground	6	A	25.24	N/A	N/A	6.2	31.44			
247	XI	Ground	7	A	25.24	N/A	N/A	6.2	31.44			
248	XI	Ground	8	A	25.24	N/A	N/A	6.2	31.44			
249	XI	First	1	A	25.24	N/A	N/A	6.2	31.44			
250	XI	First	2	A	25.24	N/A	N/A	6.2	31.44			
251	XI	First	3	A	25.24	N/A	N/A	6.2	31.44			
252	XI	First	4	A	25.24	N/A	N/A	6.2	31.44			
253	XI	First	5	A	25.24	N/A	N/A	6.2	31.44			
254	XI	First	6	A	25.24	N/A	N/A	6.2	31.44			
255	XI	First	7	A	25.24	N/A	N/A	6.2	31.44			
256	XI	First	8	A	25.24	N/A	N/A	6.2	31.44			
257	XI	Second	1	A	25.24	N/A	N/A	6.2	31.44			
258	XI	Second	2	A	25.24	N/A	N/A	6.2	31.44			
259	XI	Second	3	A	25.24	N/A	N/A	6.2	31.44			
260	XI	Second	4	A	25.24	N/A	N/A	6.2	31.44			
261	XI	Second	5	A	25.24	N/A	N/A	6.2	31.44			
262	XI	Second	6	A	25.24	N/A	N/A	6.2	31.44			
263	XI	Second	7	A	25.24	N/A	N/A	6.2	31.44			


EXECUTIVE ENGINEER
SLUM CLEARANCE BOARD
TRICHY DIVISION.

S.NO	BLOCK	FLOOR	FLAT.NO	TYPE	RERA CARPET AREA (SEE 2(K) OF P.CT) sq.m	EXCLUSIVE BALCONY sq.m	EXCLUSIVE VERANDAH/UTILIT Y/ SERVICE/OPEN TERRACE sq.m	PROPORTIO NATE COMMON AREA sq.m	TOTAL AREA INCLUDING COMMON AREA sq.m	UDS LAND AREA	CAR PARKING	
											OPENED	CLOSED
264	XI	Second	8	A	25.24	N/A	N/A	6.2	31.44			
265	XII	Ground	1	A	25.24	N/A	N/A	6.2	31.44			
266	XII	Ground	2	A	25.24	N/A	N/A	6.2	31.44			
267	XII	Ground	3	A	25.24	N/A	N/A	6.2	31.44			
268	XII	Ground	4	A	25.24	N/A	N/A	6.2	31.44			
269	XII	Ground	5	A	25.24	N/A	N/A	6.2	31.44			
270	XII	Ground	6	A	25.24	N/A	N/A	6.2	31.44			
271	XII	Ground	7	A	25.24	N/A	N/A	6.2	31.44			
272	XII	Ground	8	A	25.24	N/A	N/A	6.2	31.44			
273	XII	First	1	A	25.24	N/A	N/A	6.2	31.44			
274	XII	First	2	A	25.24	N/A	N/A	6.2	31.44			
275	XII	First	3	A	25.24	N/A	N/A	6.2	31.44			
276	XII	First	4	A	25.24	N/A	N/A	6.2	31.44			
277	XII	First	5	A	25.24	N/A	N/A	6.2	31.44			
278	XII	First	6	A	25.24	N/A	N/A	6.2	31.44			
279	XII	First	7	A	25.24	N/A	N/A	6.2	31.44			
280	XII	First	8	A	25.24	N/A	N/A	6.2	31.44			
281	XII	Second	1	A	25.24	N/A	N/A	6.2	31.44			
282	XII	Second	2	A	25.24	N/A	N/A	6.2	31.44			
283	XII	Second	3	A	25.24	N/A	N/A	6.2	31.44			
284	XII	Second	4	A	25.24	N/A	N/A	6.2	31.44			
285	XII	Second	5	A	25.24	N/A	N/A	6.2	31.44			


EXECUTIVE ENGINEER
 SLUM CLEARANCE BOARD
 TRICHY DIVISION.

S.NO	BLOCK	FLOOR	FLAT.NO	TYPE	RERA CARPET AREA (SEE 2(K) OF ACT) sq.m	EXCLUSIVE BALCONY sq.m	EXCLUSIVE VERANDAH/UTILIT Y/ SERVICE/OPEN TERRACE sq.m	PROPORTIO NATE COMMON AREA sq.m	TOTAL AREA INCLUDING COMMON AREA sq.m	UDS LAND AREA	CAR PARKING	
											OPENED	CLOSED
286	XII	Second	6	A	25.24	N/A	N/A	6.2	31.44			
287	XII	Second	7	A	25.24	N/A	N/A	6.2	31.44			
288	XII	Second	8	A	25.24	N/A	N/A	6.2	31.44			
289	XIII	Ground	1	A	25.24	N/A	N/A	6.2	31.44			
290	XIII	Ground	2	A	25.24	N/A	N/A	6.2	31.44			
291	XIII	Ground	3	A	25.24	N/A	N/A	6.2	31.44			
292	XIII	Ground	4	A	25.24	N/A	N/A	6.2	31.44			
293	XIII	Ground	5	A	25.24	N/A	N/A	6.2	31.44			
294	XIII	Ground	6	A	25.24	N/A	N/A	6.2	31.44			
295	XIII	Ground	7	A	25.24	N/A	N/A	6.2	31.44			
296	XIII	Ground	8	A	25.24	N/A	N/A	6.2	31.44			
297	XIII	First	1	A	25.24	N/A	N/A	6.2	31.44			
298	XIII	First	2	A	25.24	N/A	N/A	6.2	31.44			
299	XIII	First	3	A	25.24	N/A	N/A	6.2	31.44			
300	XIII	First	4	A	25.24	N/A	N/A	6.2	31.44			
301	XIII	First	5	A	25.24	N/A	N/A	6.2	31.44			
302	XIII	First	6	A	25.24	N/A	N/A	6.2	31.44			
303	XIII	First	7	A	25.24	N/A	N/A	6.2	31.44			
304	XIII	First	8	A	25.24	N/A	N/A	6.2	31.44			
305	XIII	Second	1	A	25.24	N/A	N/A	6.2	31.44			
306	XIII	Second	2	A	25.24	N/A	N/A	6.2	31.44			
307	XIII	Second	3	A	25.24	N/A	N/A	6.2	31.44			


EXECUTIVE ENGINEER
 SLUM CLEARANCE BOARD
 TRICHY DIVISION.


- 19 -

S.NO	BLOCK	FLOOR	FLAT.NO	TYPE	RERA CARPET AREA (SEE 2(K) OF ACT) sq.m	EXCLUSIVE BALCONY sq.m	EXCLUSIVE VERANDAH/UTILIT Y/ SERVICE/OPEN TERRACE sq.m	PROPORTIO NATE COMMON AREA sq.m	TOTAL AREA INCLUDING COMMON AREA sq.m	UDS LAND AREA	CAR PARKING	
											OPENED	CLOSED
308	XIII	Second	4	A	25.24	N/A	N/A	6.2	31.44			
309	XIII	Second	5	A	25.24	N/A	N/A	6.2	31.44			
310	XIII	Second	6	A	25.24	N/A	N/A	6.2	31.44			
311	XIII	Second	7	A	25.24	N/A	N/A	6.2	31.44			
312	XIII	Second	8	A	25.24	N/A	N/A	6.2	31.44			
313	XIV	Ground	1	A	25.24	N/A	N/A	6.2	31.44			
314	XIV	Ground	2	A	25.24	N/A	N/A	6.2	31.44			
315	XIV	Ground	3	A	25.24	N/A	N/A	6.2	31.44			
316	XIV	Ground	4	A	25.24	N/A	N/A	6.2	31.44			
317	XIV	Ground	5	A	25.24	N/A	N/A	6.2	31.44			
318	XIV	Ground	6	A	25.24	N/A	N/A	6.2	31.44			
319	XIV	Ground	7	A	25.24	N/A	N/A	6.2	31.44			
320	XIV	Ground	8	A	25.24	N/A	N/A	6.2	31.44			
321	XIV	First	1	A	25.24	N/A	N/A	6.2	31.44			
322	XIV	First	2	A	25.24	N/A	N/A	6.2	31.44			
323	XIV	First	3	A	25.24	N/A	N/A	6.2	31.44			
324	XIV	First	4	A	25.24	N/A	N/A	6.2	31.44			
325	XIV	First	5	A	25.24	N/A	N/A	6.2	31.44			
326	XIV	First	6	A	25.24	N/A	N/A	6.2	31.44			
327	XIV	First	7	A	25.24	N/A	N/A	6.2	31.44			
328	XIV	First	8	A	25.24	N/A	N/A	6.2	31.44			
329	XIV	Second	1	A	25.24	N/A	N/A	6.2	31.44			

-63-

EXECUTIVE ENGINEER
SLUM CLEARANCE BOARD
TRICHY DIVISION


S.NO	BLOCK	FLOOR	FLAT.NO	TYPE	RERA CARPET AREA (SEE 2(K) OF ACT) sq.m	EXCLUSIVE BALCONY sq.m	EXCLUSIVE VERANDAH/UTILIT Y/ SERVICE/OPEN TERRACE sq.m	PROPORTIO NATE COMMON AREA sq.m	TOTAL AREA INCLUDING COMMON AREA sq.m	UDS LAND AREA	CAR PARKING	
											OPENED	CLOSED
330	XIV	Second	2	A	25.24	N/A	N/A	6.2	31.44			
331	XIV	Second	3	A	25.24	N/A	N/A	6.2	31.44			
332	XIV	Second	4	A	25.24	N/A	N/A	6.2	31.44			
333	XIV	Second	5	A	25.24	N/A	N/A	6.2	31.44			
334	XIV	Second	6	A	25.24	N/A	N/A	6.2	31.44			
335	XIV	Second	7	A	25.24	N/A	N/A	6.2	31.44			
336	XIV	Second	8	A	25.24	N/A	N/A	6.2	31.44			
337	XV	Ground	1	A	25.24	N/A	N/A	6.2	31.44			
338	XV	Ground	2	A	25.24	N/A	N/A	6.2	31.44			
339	XV	Ground	3	A	25.24	N/A	N/A	6.2	31.44			
340	XV	Ground	4	A	25.24	N/A	N/A	6.2	31.44			
341	XV	Ground	5	A	25.24	N/A	N/A	6.2	31.44			
342	XV	Ground	6	A	25.24	N/A	N/A	6.2	31.44			
343	XV	Ground	7	A	25.24	N/A	N/A	6.2	31.44			
344	XV	Ground	8	A	25.24	N/A	N/A	6.2	31.44			
345	XV	First	1	A	25.24	N/A	N/A	6.2	31.44			
346	XV	First	2	A	25.24	N/A	N/A	6.2	31.44			
347	XV	First	3	A	25.24	N/A	N/A	6.2	31.44			
348	XV	First	4	A	25.24	N/A	N/A	6.2	31.44			
349	XV	First	5	A	25.24	N/A	N/A	6.2	31.44			
350	XV	First	6	A	25.24	N/A	N/A	6.2	31.44			
351	XV	First	7	A	25.24	N/A	N/A	6.2	31.44			


 EXECUTIVE ENGINEER
 SLUM CLEARANCE BOARD
 TRICHY DIVISION.

NO	BLOCK	FLOOR	FLAT.NO	TYPE	RERA CARPET AREA (SEE 2(K) OF ACT) sq.m	EXCLUSIVE BALCONY sq.m	EXCLUSIVE VERANDAH/UTILIT Y/ SERVICE/OPEN TERRACE sq.m	PROPORTIO NATE COMMON AREA sq.m	TOTAL AREA INCLUDING COMMON AREA sq.m	UDS LAND AREA	CAR PARKING	
											OPENED	CLOSED
52	XV	First	8	A	25.24	N/A	N/A	6.2	31.44			
53	XV	Second	1	A	25.24	N/A	N/A	6.2	31.44			
54	XV	Second	2	A	25.24	N/A	N/A	6.2	31.44			
55	XV	Second	3	A	25.24	N/A	N/A	6.2	31.44			
56	XV	Second	4	A	25.24	N/A	N/A	6.2	31.44			
57	XV	Second	5	A	25.24	N/A	N/A	6.2	31.44			
58	XV	Second	6	A	25.24	N/A	N/A	6.2	31.44			
59	XV	Second	7	A	25.24	N/A	N/A	6.2	31.44			
60	XV	Second	8	A	25.24	N/A	N/A	6.2	31.44			
61	XVI	Ground	1	A	25.24	N/A	N/A	6.2	31.44			
62	XVI	Ground	2	A	25.24	N/A	N/A	6.2	31.44			
63	XVI	Ground	3	A	25.24	N/A	N/A	6.2	31.44			
64	XVI	Ground	4	A	25.24	N/A	N/A	6.2	31.44			
65	XVI	Ground	5	A	25.24	N/A	N/A	6.2	31.44			
66	XVI	Ground	6	A	25.24	N/A	N/A	6.2	31.44			
67	XVI	Ground	7	A	25.24	N/A	N/A	6.2	31.44			
68	XVI	Ground	8	A	25.24	N/A	N/A	6.2	31.44			
69	XVI	First	1	A	25.24	N/A	N/A	6.2	31.44			
70	XVI	First	2	A	25.24	N/A	N/A	6.2	31.44			
71	XVI	First	3	A	25.24	N/A	N/A	6.2	31.44			
72	XVI	First	4	A	25.24	N/A	N/A	6.2	31.44			
73	XVI	First	5	A	25.24	N/A	N/A	6.2	31.44			

EXECUTIVE ENGINEER
SLUM CLEARANCE BOARD
TRICHY DIVISION.

S.NO	BLOCK	FLOOR	FLAT.NO	TYPE	RERA CARPET AREA (SEE 2(K) OF ACT) sq.m	EXCLUSIVE BALCONY sq.m	EXCLUSIVE VERANDAH/UTILIT Y/ SERVICE/OPEN TERRACE sq.m	PROPORTIO NATE COMMON AREA sq.m	TOTAL AREA INCLUDING COMMON AREA sq.m	UDS LAND AREA	CAR PARKING	
											OPENED	CLOSED
374	XVI	First	6	A	25.24	N/A	N/A	6.2	31.44			
375	XVI	First	7	A	25.24	N/A	N/A	6.2	31.44			
376	XVI	First	8	A	25.24	N/A	N/A	6.2	31.44			
377	XVI	Second	1	A	25.24	N/A	N/A	6.2	31.44			
378	XVI	Second	2	A	25.24	N/A	N/A	6.2	31.44			
379	XVI	Second	3	A	25.24	N/A	N/A	6.2	31.44			
380	XVI	Second	4	A	25.24	N/A	N/A	6.2	31.44			
381	XVI	Second	5	A	25.24	N/A	N/A	6.2	31.44			
382	XVI	Second	6	A	25.24	N/A	N/A	6.2	31.44			
383	XVI	Second	7	A	25.24	N/A	N/A	6.2	31.44			
384	XVI	Second	8	A	25.24	N/A	N/A	6.2	31.44			
385	XVII	Ground	1	A	25.24	N/A	N/A	6.2	31.44			
386	XVII	Ground	2	A	25.24	N/A	N/A	6.2	31.44			
387	XVII	Ground	3	A	25.24	N/A	N/A	6.2	31.44			
388	XVII	Ground	4	A	25.24	N/A	N/A	6.2	31.44			
389	XVII	Ground	5	A	25.24	N/A	N/A	6.2	31.44			
390	XVII	Ground	6	A	25.24	N/A	N/A	6.2	31.44			
391	XVII	Ground	7	A	25.24	N/A	N/A	6.2	31.44			
392	XVII	Ground	8	A	25.24	N/A	N/A	6.2	31.44			
393	XVII	First	1	A	25.24	N/A	N/A	6.2	31.44			
394	XVII	First	2	A	25.24	N/A	N/A	6.2	31.44			
395	XVII	First	3	A	25.24	N/A	N/A	6.2	31.44			


EXECUTIVE ENGINEER
SLUM CLEARANCE BOARD
TRICHY DIVISION.

-69-

S.NO	BLOCK	FLOOR	FLAT.NO	TYPE	RERA CARPET AREA (SEE 2(K) OF ACT) sq.m	EXCLUSIVE BALCONY sq.m	EXCLUSIVE VERANDAH/UTILIT Y/ SERVICE/OPEN TERRACE sq.m	PROPORTIO NATE COMMON AREA sq.m	TOTAL AREA INCLUDING COMMON AREA sq.m	UDS LAND AREA	CAR PARKING	
											OPENED	CLOSED
396	XVII	First	4	A	25.24	N/A	N/A	6.2	31.44			
397	XVII	First	5	A	25.24	N/A	N/A	6.2	31.44			
398	XVII	First	6	A	25.24	N/A	N/A	6.2	31.44			
399	XVII	First	7	A	25.24	N/A	N/A	6.2	31.44			
400	XVII	First	8	A	25.24	N/A	N/A	6.2	31.44			
401	XVII	Second	1	A	25.24	N/A	N/A	6.2	31.44			
402	XVII	Second	2	A	25.24	N/A	N/A	6.2	31.44			
403	XVII	Second	3	A	25.24	N/A	N/A	6.2	31.44			
404	XVII	Second	4	A	25.24	N/A	N/A	6.2	31.44			
405	XVII	Second	5	A	25.24	N/A	N/A	6.2	31.44			
406	XVII	Second	6	A	25.24	N/A	N/A	6.2	31.44			
407	XVII	Second	7	A	25.24	N/A	N/A	6.2	31.44			
408	XVII	Second	8	A	25.24	N/A	N/A	6.2	31.44			
409	XVIII	Ground	1	A	25.24	N/A	N/A	6.2	31.44			
410	XVIII	Ground	2	A	25.24	N/A	N/A	6.2	31.44			
411	XVIII	Ground	3	A	25.24	N/A	N/A	6.2	31.44			
412	XVIII	Ground	4	A	25.24	N/A	N/A	6.2	31.44			
413	XVIII	Ground	5	A	25.24	N/A	N/A	6.2	31.44			
414	XVIII	Ground	6	A	25.24	N/A	N/A	6.2	31.44			
415	XVIII	Ground	7	A	25.24	N/A	N/A	6.2	31.44			
416	XVIII	Ground	8	A	25.24	N/A	N/A	6.2	31.44			
417	XVIII	First	1	A	25.24	N/A	N/A	6.2	31.44			

EXECUTIVE ENGINEER
SLUM CLEARANCE BOARD
TRICHY DIVISION.

We understand your world


05
-71-

87

S.NO	BLOCK	FLOOR	FLAT.NO	TYPE	NERA CARPET AREA (SEE 2(K) OF ACT) sq.m	EXCLUSIVE BALCONY sq.m	EXCLUSIVE VERANDA/UTILIT Y/ SERVICE/OPEN TERRACE sq.m	PROPORTIO NATE COMMON AREA sq.m	TOTAL AREA INCLUDING COMMON AREA sq.m	UDS LAND AREA	CAR PARKING	
											OPENED	CLOSED
418	XVIII	First	2	A	25.24	N/A	N/A	6.2	31.44			
419	XVIII	First	3	A	25.24	N/A	N/A	6.2	31.44			
420	XVIII	First	4	A	25.24	N/A	N/A	6.2	31.44			
421	XVIII	First	5	A	25.24	N/A	N/A	6.2	31.44			
422	XVIII	First	6	A	25.24	N/A	N/A	6.2	31.44			
423	XVIII	First	7	A	25.24	N/A	N/A	6.2	31.44			
424	XVIII	First	8	A	25.24	N/A	N/A	6.2	31.44			
425	XVIII	Second	1	A	25.24	N/A	N/A	6.2	31.44			
426	XVIII	Second	2	A	25.24	N/A	N/A	6.2	31.44			
427	XVIII	Second	3	A	25.24	N/A	N/A	6.2	31.44			
428	XVIII	Second	4	A	25.24	N/A	N/A	6.2	31.44			
429	XVIII	Second	5	A	25.24	N/A	N/A	6.2	31.44			
430	XVIII	Second	6	A	25.24	N/A	N/A	6.2	31.44			
431	XVIII	Second	7	A	25.24	N/A	N/A	6.2	31.44			
432	XVIII	Second	8	A	25.24	N/A	N/A	6.2	31.44			
433	XIX	Ground	1	A	25.24	N/A	N/A	6.2	31.44			
434	XIX	Ground	2	A	25.24	N/A	N/A	6.2	31.44			
435	XIX	Ground	3	A	25.24	N/A	N/A	6.2	31.44			
436	XIX	Ground	4	A	25.24	N/A	N/A	6.2	31.44			
437	XIX	Ground	5	A	25.24	N/A	N/A	6.2	31.44			
438	XIX	Ground	6	A	25.24	N/A	N/A	6.2	31.44			
439	XIX	Ground	7	A	25.24	N/A	N/A	6.2	31.44			

EXECUTIVE ENGINEER
SLUM CLEARANCE BOARD
TRICHY DIVISION.

S.NO	BLOCK	FLOOR	FLAT.NO	TYPE	RERA CARPET AREA (SEE 2(K) OF ACT) sq.m	EXCLUSIVE BALCONY sq.m	EXCLUSIVE VERANDAH/UTILIT Y/ SERVICE/OPEN TERRACE sq.m	PROPORTIO NATE COMMON AREA sq.m	TOTAL AREA INCLUDING COMMON AREA sq.m	UDS LAND AREA	CAR PARKING	
											OPENED	CLOSED
440	XIX	Ground	8	A	25.24	N/A	N/A	6.2	31.44			
441	XIX	First	1	A	25.24	N/A	N/A	6.2	31.44			
442	XIX	First	2	A	25.24	N/A	N/A	6.2	31.44			
443	XIX	First	3	A	25.24	N/A	N/A	6.2	31.44			
444	XIX	First	4	A	25.24	N/A	N/A	6.2	31.44			
445	XIX	First	5	A	25.24	N/A	N/A	6.2	31.44			
446	XIX	First	6	A	25.24	N/A	N/A	6.2	31.44			
447	XIX	First	7	A	25.24	N/A	N/A	6.2	31.44			
448	XIX	First	8	A	25.24	N/A	N/A	6.2	31.44			
449	XIX	Second	1	A	25.24	N/A	N/A	6.2	31.44			
450	XIX	Second	2	A	25.24	N/A	N/A	6.2	31.44			
451	XIX	Second	3	A	25.24	N/A	N/A	6.2	31.44			
452	XIX	Second	4	A	25.24	N/A	N/A	6.2	31.44			
453	XIX	Second	5	A	25.24	N/A	N/A	6.2	31.44			
454	XIX	Second	6	A	25.24	N/A	N/A	6.2	31.44			
455	XIX	Second	7	A	25.24	N/A	N/A	6.2	31.44			
456	XIX	Second	8	A	25.24	N/A	N/A	6.2	31.44			
457	XX	Ground	1	A	25.24	N/A	N/A	6.2	31.44			
458	XX	Ground	2	A	25.24	N/A	N/A	6.2	31.44			
459	XX	Ground	3	A	25.24	N/A	N/A	6.2	31.44			
460	XX	Ground	4	A	25.24	N/A	N/A	6.2	31.44			
461	XX	Ground	5	A	25.24	N/A	N/A	6.2	31.44			


EXECUTIVE ENGINEER
SLUM CLEARANCE BOARD
 TRICHY DIVISION.


-75-

					A CARPET AREA (SEE 2 (K) OF ACT) sq.m	EXCLUSIVE BALCONY sq.m	VERANDAH/UTILITY/ SERVICE/OPEN TERRACE sq.m	PROPORTIONATE COMMON AREA sq.m	TOTAL AREA INCLUDING COMMON AREA sq.m	UDS LAND AREA	CAR PARKING	
											OPENED	CLOSED
462	XX	Ground	6	A	25.24	N/A	N/A	6.2	31.44			
463	XX	Ground	7	A	25.24	N/A	N/A	6.2	31.44			
464	XX	Ground	8	A	25.24	N/A	N/A	6.2	31.44			
465	XX	First	1	A	25.24	N/A	N/A	6.2	31.44			
466	XX	First	2	A	25.24	N/A	N/A	6.2	31.44			
467	XX	First	3	A	25.24	N/A	N/A	6.2	31.44			
468	XX	First	4	A	25.24	N/A	N/A	6.2	31.44			
469	XX	First	5	A	25.24	N/A	N/A	6.2	31.44			
470	XX	First	6	A	25.24	N/A	N/A	6.2	31.44			
471	XX	First	7	A	25.24	N/A	N/A	6.2	31.44			
472	XX	First	8	A	25.24	N/A	N/A	6.2	31.44			
473	XX	Second	1	A	25.24	N/A	N/A	6.2	31.44			
474	XX	Second	2	A	25.24	N/A	N/A	6.2	31.44			
475	XX	Second	3	A	25.24	N/A	N/A	6.2	31.44			
476	XX	Second	4	A	25.24	N/A	N/A	6.2	31.44			
477	XX	Second	5	A	25.24	N/A	N/A	6.2	31.44			
478	XX	Second	6	A	25.24	N/A	N/A	6.2	31.44			
479	XX	Second	7	A	25.24	N/A	N/A	6.2	31.44			
480	XX	Second	8	A	25.24	N/A	N/A	6.2	31.44			
481	XXI	Ground	1	A	25.24	N/A	N/A	6.2	31.44			
482	XXI	Ground	2	A	25.24	N/A	N/A	6.2	31.44			
483	XXI	Ground	3	A	25.24	N/A	N/A	6.2	31.44			

S. Sathyan
EXECUTIVE ENGINEER
 SLUM CLEARANCE BOARD
 TRICHY DIVISION.

77

S.NO	BLOCK	FLOOR	FLAT.NO	TYPE	RERA CARPET AREA (SEE 2(K) OF ACT) sq.m	EXCLUSIVE BALCONY sq.m	EXCLUSIVE VERANDAH/UTILIT Y/ SERVICE/OPEN TERRACE sq.m	PROPORTIO NATE COMMON AREA sq.m	TOTAL AREA INCLUDING COMMON AREA sq.m	UDS LAND AREA	CAR PARKING	
											OPENED	CLOSED
484	XXI	Ground	4	A	25.24	N/A	N/A	6.2	31.44			
485	XXI	Ground	5	A	25.24	N/A	N/A	6.2	31.44			
486	XXI	Ground	6	A	25.24	N/A	N/A	6.2	31.44			
487	XXI	Ground	7	A	25.24	N/A	N/A	6.2	31.44			
488	XXI	Ground	8	A	25.24	N/A	N/A	6.2	31.44			
489	XXI	First	1	A	25.24	N/A	N/A	6.2	31.44			
490	XXI	First	2	A	25.24	N/A	N/A	6.2	31.44			
491	XXI	First	3	A	25.24	N/A	N/A	6.2	31.44			
492	XXI	First	4	A	25.24	N/A	N/A	6.2	31.44			
493	XXI	First	5	A	25.24	N/A	N/A	6.2	31.44			
494	XXI	First	6	A	25.24	N/A	N/A	6.2	31.44			
495	XXI	First	7	A	25.24	N/A	N/A	6.2	31.44			
496	XXI	First	8	A	25.24	N/A	N/A	6.2	31.44			
497	XXI	Second	1	A	25.24	N/A	N/A	6.2	31.44			
498	XXI	Second	2	A	25.24	N/A	N/A	6.2	31.44			
499	XXI	Second	3	A	25.24	N/A	N/A	6.2	31.44			
500	XXI	Second	4	A	25.24	N/A	N/A	6.2	31.44			
501	XXI	Second	5	A	25.24	N/A	N/A	6.2	31.44			
502	XXI	Second	6	A	25.24	N/A	N/A	6.2	31.44			
503	XXI	Second	7	A	25.24	N/A	N/A	6.2	31.44			
504	XXI	Second	8	A	25.24	N/A	N/A	6.2	31.44			
505	XXII	Ground	1	A	25.24	N/A	N/A	6.2	31.44			


EXECUTIVE ENGINEER
SLUM CLEARANCE BOARD
TRICHY DIVISION.

S.NO	BLOCK	FLOOR	FLAT.NO	TYPE	RERA CARPET AREA (SEE 2(K) OF ACT) sq.m	EXCLUSIVE BALCONY sq.m	EXCLUSIVE VERANDAH/UTILIT Y/ SERVICE/OPEN TERRACE sq.m	PROPORTIO NATE COMMON AREA sq.m	TOTAL AREA INCLUDING COMMON AREA sq.m	UDS LAND AREA	CAR PARKING	
											OPENED	CLOSED
506	XXII	Ground	2	A	25.24	N/A	N/A	6.2	31.44			
507	XXII	Ground	3	A	25.24	N/A	N/A	6.2	31.44			
508	XXII	Ground	4	A	25.24	N/A	N/A	6.2	31.44			
509	XXII	Ground	5	A	25.24	N/A	N/A	6.2	31.44			
510	XXII	Ground	6	A	25.24	N/A	N/A	6.2	31.44			
511	XXII	Ground	7	A	25.24	N/A	N/A	6.2	31.44			
512	XXII	Ground	8	A	25.24	N/A	N/A	6.2	31.44			
513	XXII	First	1	A	25.24	N/A	N/A	6.2	31.44			
514	XXII	First	2	A	25.24	N/A	N/A	6.2	31.44			
515	XXII	First	3	A	25.24	N/A	N/A	6.2	31.44			
516	XXII	First	4	A	25.24	N/A	N/A	6.2	31.44			
517	XXII	First	5	A	25.24	N/A	N/A	6.2	31.44			
518	XXII	First	6	A	25.24	N/A	N/A	6.2	31.44			
519	XXII	First	7	A	25.24	N/A	N/A	6.2	31.44			
520	XXII	First	8	A	25.24	N/A	N/A	6.2	31.44			
521	XXII	Second	1	A	25.24	N/A	N/A	6.2	31.44			
522	XXII	Second	2	A	25.24	N/A	N/A	6.2	31.44			
523	XXII	Second	3	A	25.24	N/A	N/A	6.2	31.44			
524	XXII	Second	4	A	25.24	N/A	N/A	6.2	31.44			
525	XXII	Second	5	A	25.24	N/A	N/A	6.2	31.44			
526	XXII	Second	6	A	25.24	N/A	N/A	6.2	31.44			
527	XXII	Second	7	A	25.24	N/A	N/A	6.2	31.44			

EXECUTIVE ENGINEER
 SLUM CLEARANCE BOARD
 TRICHY DIVISION.

S.NO	BLOCK	FLOOR	FLAT.NO	TYPE	RERA CARPET AREA (SEE 2(K) OF ACT) sq.m	EXCLUSIVE BALCONY sq.m	EXCLUSIVE VERANDAH/UTILITY/ SERVICE/OPEN TERRACE sq.m	PROPORTION COMMON AREA sq.m	TOTAL AREA INCLUDING COMMON AREA sq.m	UDS LAND AREA	CAR PARKING	
											OPENED	CLOSED
528	XXII	Second	8	A	25.24	N/A	N/A	6.2	31.44			

S. Subramanian
EXECUTIVE ENGINEER
 SLUM CLEARANCE BOARD
 TRICHY DIVISION.

-83-